



TCMFX

TITAN SMOKE JET

User Manual
English

TCM1030
Version I

December 2025

Disclaimer

Thank you for purchasing the Titan Smoke Jet.

WARNING

Read this manual carefully before installing and/or using this TCMFX Titan Smoke Jet.

Failure to follow the instructions in this manual may result in personal injury and/or damage to the product.

COPYRIGHT

© Copyright 2015 The Confetti Maker®. This manual and its content is copyright of The Confetti Maker®. All rights reserved.

No part of this manual may be reproduced or transmitted in any form or by any means including photocopying and recording without the written permission of the copyright holder.

The Confetti Maker reserves the right to make any changes without direct knowledge of the customer.

Please contact your supplier for additional information regarding maintenance and repair. Please be aware that The Confetti Maker® shall not be held liable by the user for any damages, losses or third party claims arising from any uses of this product.

TRADEMARKS

All brand names mentioned in this manual are registered trademarks of their respective owners.

LIABILITY

The Confetti Maker® accepts no liability for claims from third parties arising from unauthorized use, use other than stated in this manual, or use that does not comply with the General Terms and Conditions, as registered with the Chamber of Commerce.

The General Terms and Conditions are available upon request, free of charge. While this manual has been compiled with great care to provide an accurate and complete description of all relevant components, errors or inaccuracies may still occur. If you identify any errors or inaccuracies, we appreciate it if you inform us. Your feedback helps us improve our documentation.

General Safety

WARNING!

Read the manual carefully before using the Titan Smoke Jet.

The Confetti Maker ® is not liable for injury, damage and / or excessive wear resulting from improper maintenance, improper use or modifications to the device.

If you have any questions, issues or problems that do not get discussed in this guide, please tell your supervisor or call/e-mail the technical support from The Confetti Maker®.

The Titan Smoke Jet and the manual may not be modified without permission of The Confetti Maker®.

In case of damage or problems, always consult The Confetti Maker® as soon as possible.

Table of Contents

Specifications	5
Main parts	6
Titan Smoke Jet Fluids	7
Accessories	8
Installation	9
Menu	10
DMX setup	11
Warranty	12

Description

The TCMfx Titan Smoke Jet delivers a powerful CO₂-style smoke blast without requiring any CO₂, offering a modern and safer approach to high-impact stage effects. Its output can reach impressive heights of up to 12 meters, making it suitable for major events and demanding show environments.

Unlike traditional CO₂ systems, the Titan Smoke Jet relies on specialized TCMfx fluids stored in an external container. This container connects to the unit through a reliable quick-connector, and the hose can be extended up to 2 meters, giving technicians freedom to place the canister securely wherever it fits best.

Inside the machine, the process starts with a high-performance pump that draws the fluid into the heating block. Once vaporized, the high-speed fan propels the vapor outward, forming a dense and impactful white plume that visually replicates the effect of a CO₂ jet.

To ensure easy integration in professional setups, the Titan Smoke Jet includes full DMX support, allowing multiple units to be linked and controlled with precision. The system also features dual heat-up power modes, giving operators the flexibility to match the machine's behavior to different power environments.

By combining safety, efficiency, and striking performance, the TCMfx Titan Smoke Jet establishes itself as a superior CO₂-free alternative for concerts, festivals, clubs, broadcast productions, and any application where a dramatic vertical effect is essential.

Specifications

Product	TCMfx® Titan Smoke Jet
Weight	26 KG netto / 29kg brutto incl. packaging
Size With/Without Jerrycan	587 x 304 x 470 mm / W.O 470 x 304 x 470
Type Fluid	TCMFX Outdoor smoke Fluid/TCMFX Indoor Smoke Fluid
Eco	1,5 KW / Full: 3,5 KW
Power	210-240 VAC / 50-60 HZ

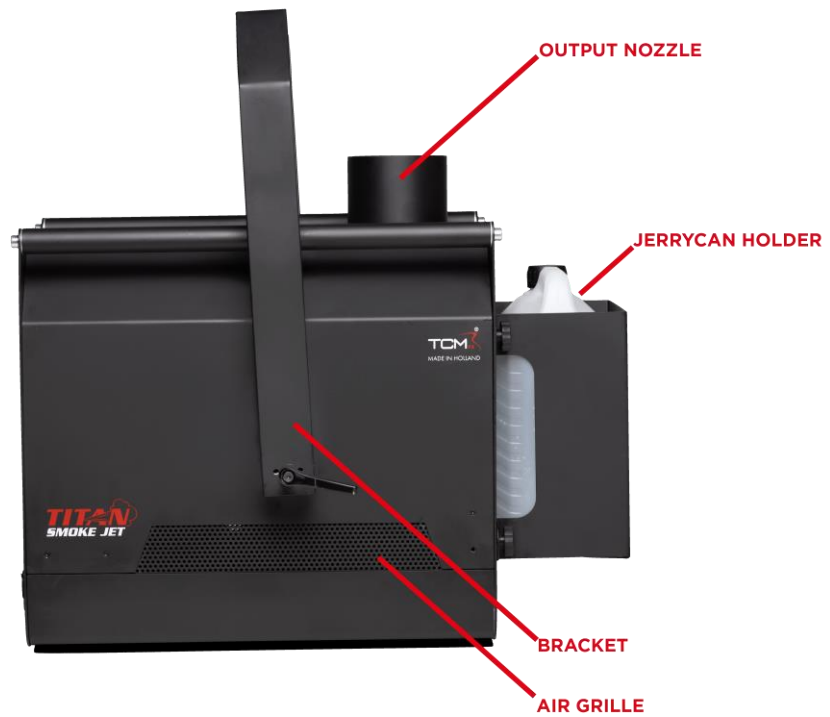
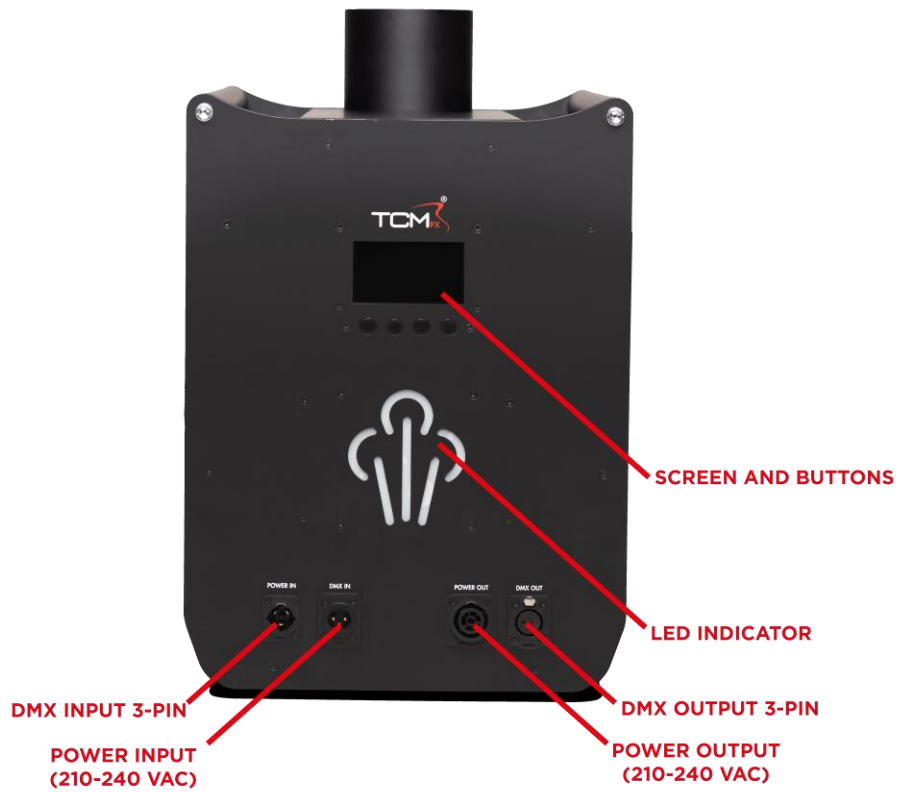
IDEAL ENVIRONMENTAL VALUES

Temperature	- 10°C - +50°C
Humidity	20 to max. 90%

Keep away from:

- Dust
- Corrosive gasses
- High concentrations of organic gasses.

Main parts



Titan Smoke Jet Fluid



TCMfx Titan Smoke jet Fluid Indoor

This premium-grade fluid is specially developed for indoor use with the TCM FX Titan Smoke Jet. It produces thick white smoke plumes that create a dramatic visual impact while maintaining excellent dispersion control in enclosed spaces. The formula is optimized to linger slightly longer than outdoor variants, enhancing visibility and effect without overwhelming the venue. Ideal for stage shows, clubs, and indoor events where precision and atmosphere are key. For professional use. A complete product datasheet is available upon request.

TCMfx Titan Smoke jet Fluid Outdoor

This high-performance fluid is designed specifically for outdoor environments in combination with the TCM FX Titan Smoke Jet. It produces powerful, dense white smoke columns that closely resemble the impact of Co2 effects without the need for a gas or high pressure. Thanks to its fast-dissipating formula, the smoke quickly fades away, making it ideal for short, intense effects in open-air settings. For professional use. A complete product datasheet is available upon request.



Accessories

Power Socket to True1 Cable

The Power Socket to True1 cable is used to connect your device directly to a 230V 50–60Hz power source.

- The **Schuko plug** side connects to a standard power socket.
- The **PowerCON True1 connector** side connects to the device.

To connect, insert the True1 into the device's power inlet and turn it clockwise until you hear a **click**. This ensures a secure and locked connection.

For disconnection, pull back the release mechanism on the PowerCON True1 before turning it counter-clockwise.

This cable is designed for **professional use**, offering a safe, lockable, and reliable power connection in demanding stage, event, and touring environments.

Bracket

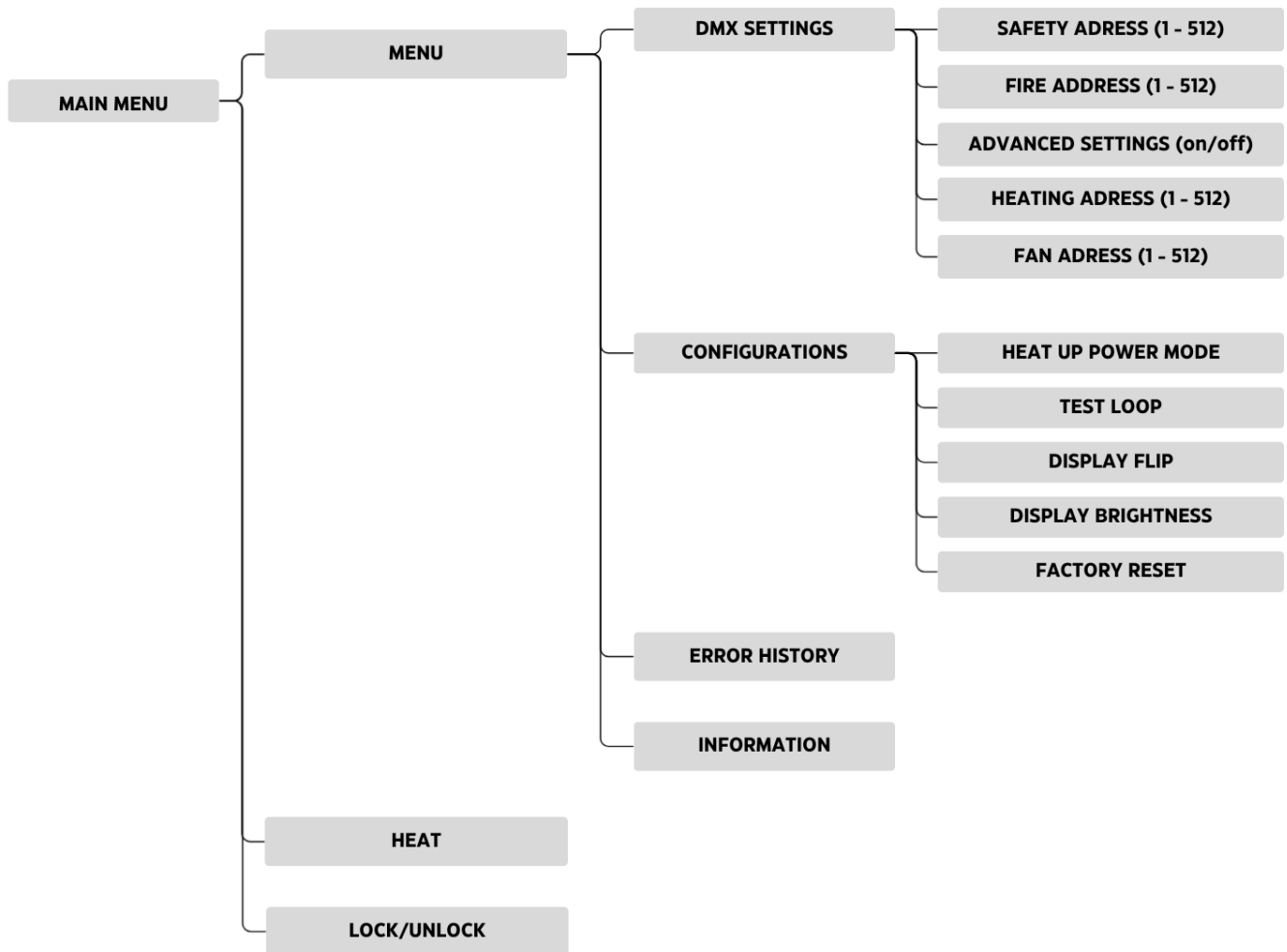
The bracket can be used to position the Titan Smoke Jet in your preferred angle or to rig it. Separate available.

Installation

USE OF THE TITAN SMOKE JET.

1. Connect the Power cable to the Power input on the Titan Smoke Jet.
2. Connect a 5L Titan fluid can to the Titan Smoke Jet with the quick connector.
3. Connect the DMX 3 pin cable to the Titan Smoke Jet and your console.
4. Setup the preferred safety and fire address in the menu.
5. Wait until the Titan smoke jet is fully heated. This takes max 10min.
6. Put the safety channel on 50% on your console.
7. You are now ready to fire with your chosen fire channel! Enjoy.

Menu



DMX Setup

The TCMfx Titan Smoke Jet has 2 dmx modes:

Normal mode (2channels) in this mode the heater will standard heat up when the Titan Smoke Jet is connected to the power.

Channel 1 – Safety (must be at 50%)

Channel 2 - Fire

Advanced mode (4 channels)

Channel 1 – Safety

Channel 2 – Fire

Channel 3 – Heater (Here you can control heater on or off)

Channel 4 – Fan (you can let the fan blow longer if needed)

Channel	DMX value	Function
1 - safety	0-128	No function
	128-200	Safety on
2 - fire	0-254	No function
	255	Fire
3 - heat	0-254	No function
	255	Heat on
4 - fan	0-255	Dimmable fan speed

Warranty

The TCMfx Titan Smoke Jet has a 3 year warranty which will be void if the Titan Smoke Jet is handled differently than described in this manual.

The warranty is void when the Titan Smoke Jet has been opened by anyone other than The Confetti Maker.

The Confetti Maker is not responsible for any paint or hardware damaged as a result of rough handling.

The safety distance from the audience for this device is 0.3m wide and 2m above the output from the audience.



CAUTION!



WARNING!

READ THIS DOCUMENT BEFORE INSTALLING OR USING TITAN SMOKE JET. IMPROPER SELECTION, IMPROPER USE, USE BY ANYONE OTHER THAN TRAINED USERS HAVING APPROPRIATE TECHNICAL EXPERTISE OF THE E-Shot CAN CAUSE DAMAGE TO EQUIPMENT OR PROPERTY.

This document and other information from the E-Shot, its subsidiaries and authorised distributors together only provide product installation guidelines and product or system usage options, each of which are intended to operate in conjunction with further investigation by trained users having appropriate technical expertise to facilitate the safe handling and use of the E-Shot.

The E-Shot is not intended to be used or handled by any users other than trained users having appropriate technical expertise. The information and documentation contained in our catalog and on the website, www.theconfettimaker.com, is only provided for technical illustration purposes only and may not be used or relied upon as a statement of suitability for use in any particular application. Users, through their own analysis and testing, are solely responsible for assuring that the E-Shot is used in a safe and intended manner with all performance, endurance, maintenance, safety and warning requirements necessary for safe application being met.

DECLARATION OF CONFORMITY

Manufacturer: The Confetti Maker BV
Product: TCMFX Titan Smoke Jet.

We declare that the above products meet the following European directives and standards:

- NEN-EN-ISO 12100:2010, Safety of machinery - General principles for design - Risk assessment and risk reduction.
- NEN-EN-IEC 60204:2010, Safety of machinery - Electrical equipment of machines - Part 1: General

requirements.

- NEN-EN-IEC 61000-6-3:2007/A1:2011, Electromagnetic compatibility (EMC) - Part 6-3: Generic standards - Emission standard for residential, commercial and light industrial environments.

- NEN-EN-ISO 13732-3:2008, Ergonomics of the thermal environment - Methods for the assessment of human responses to contact with surfaces - Part 3: Cold surfaces

- Low Voltage Directive 2014/35/EU
- EMC Directive 2014/30/EU
- RoHS Directive 2011/65/EU
- WEEE Directive 2012/19/EU



Year of Manufacturing: On product
Name: The Confetti Maker
Place: Rotterdam
Date: 01-11-2025
Director: H. S. Maikoe

THE CONFETTI MAKER B.V.
Florijnstraat 101
2988CL RIDDERKERK
THE NETHERLANDS
Phone: +31 (0) 10 254 11 11

THE
CONFETTI MAKER
CONFETTI FOR PROFESSIONALS

The Confetti Maker BV

Florijnstraat 101
2988 CL - Ridderkerk
The Netherlands

E-mail info@theconfettimaker.com

Phone [+31 10 25 41 111](tel:+31102541111)

TITAN SMOKE JET